



This is not a controlled document.
This drawing is for illustration purposes only. Please contact
Rural Energy if you wish to discuss the design details.

Bill of materials:


- ① Spring agitator fuel feeding system
- ② Herz BioFire wood chip/pellet boiler
- ③ Removable ash bins
- ④ ID fan/Cyclone grit arrestor
- ⑤ Chimney riser
- ⑥ Buffer tank

Supporting documentation:

- RE Flue design guide
- RE buffer tank specification sheet
- RE buffer tank control description and sizing guide
- Boiler data sheets
- Cyclone grit arrestor data sheet
- Wiring diagrams
- RE Hydraulic schematics
- RE design details
- RE Chip fuel store design guide
- RE Pellet hopper design guide

Plinths are not required for the boilers or cyclone, provided
there is adequate protection against flooding

Rural Energy provides this drawing for the purposes of
locating the heating system and ancillary equipment, but
takes no responsibility for the design of the fuel store or
the plant room in any respect

 Clearance for maintenance

Drawing Name

EXAMPLE LAYOUT
Biomass Boiler
Chips & Pellets Below Ground Bunker

Boilers

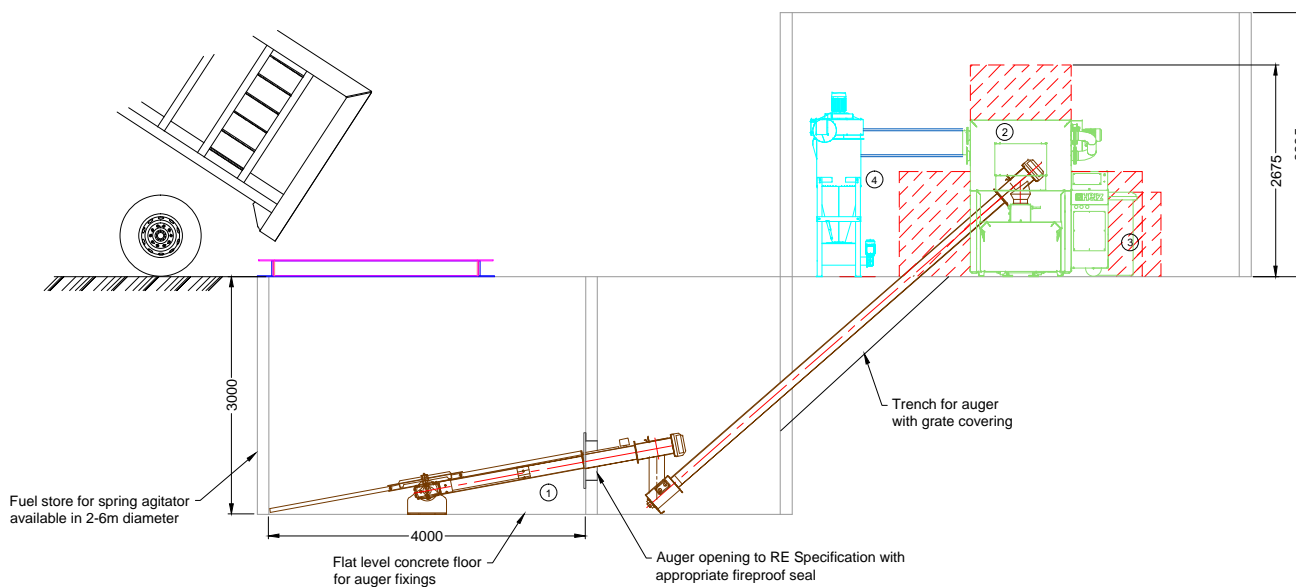
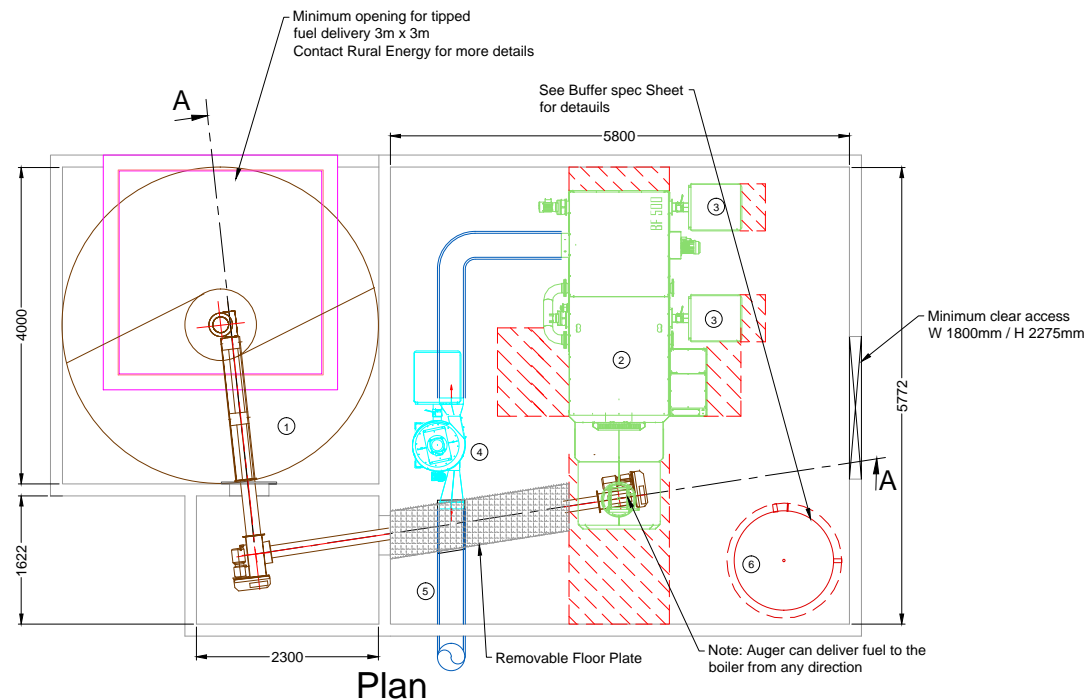
Herz BioFire 500kW

Drawing Number

RE_033-500.V1

Date

15.03.12



Sectional Elevation A-A