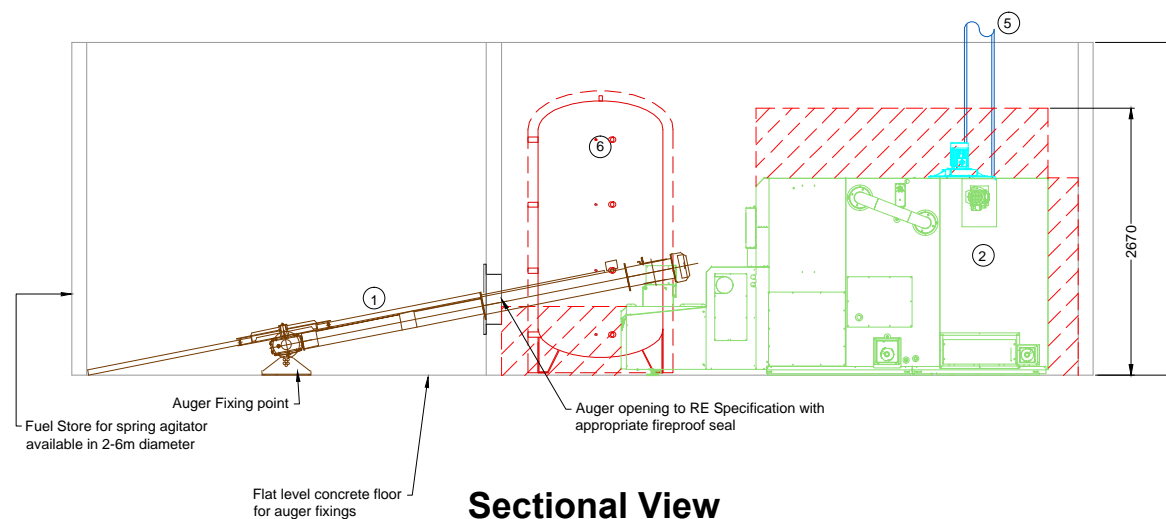


Plan View



Sectional View

Bill of materials:

- ① Spring agitator fuel feeding system
- ② Herz BioFire wood chip/pellet boiler
- ③ Removable ash bins
- ④ ID fan/Cyclone grit arrester
- ⑤ Chimney riser
- ⑥ Buffer tank

Supporting documentation:

- RE Flue design guide
- RE buffer tank specification sheet
- RE buffer tank control description and sizing guide
- Boiler data sheets
- Cyclone grit arrester data sheet
- Wiring diagrams
- RE Hydraulic schematics
- RE design details
- RE Chip fuel store design guide
- RE Pellet hopper design guide

Plinths are not required for the boilers or cyclone, provided there is adequate protection against flooding

Rural Energy provides this drawing for the purposes of locating the heating system and ancillary equipment, but takes no responsibility for the design of the fuel store or the plant room in any respect

Clearance for maintenance

Drawing Name

EXAMPLE LAYOUT
Biomass Boiler.
Chips & Pellets Above Grd bunker Intergrated fuel store

Boilers

Herz BioFire 500kW

Drawing Number

RE_032-500.V1

Scale @ A1

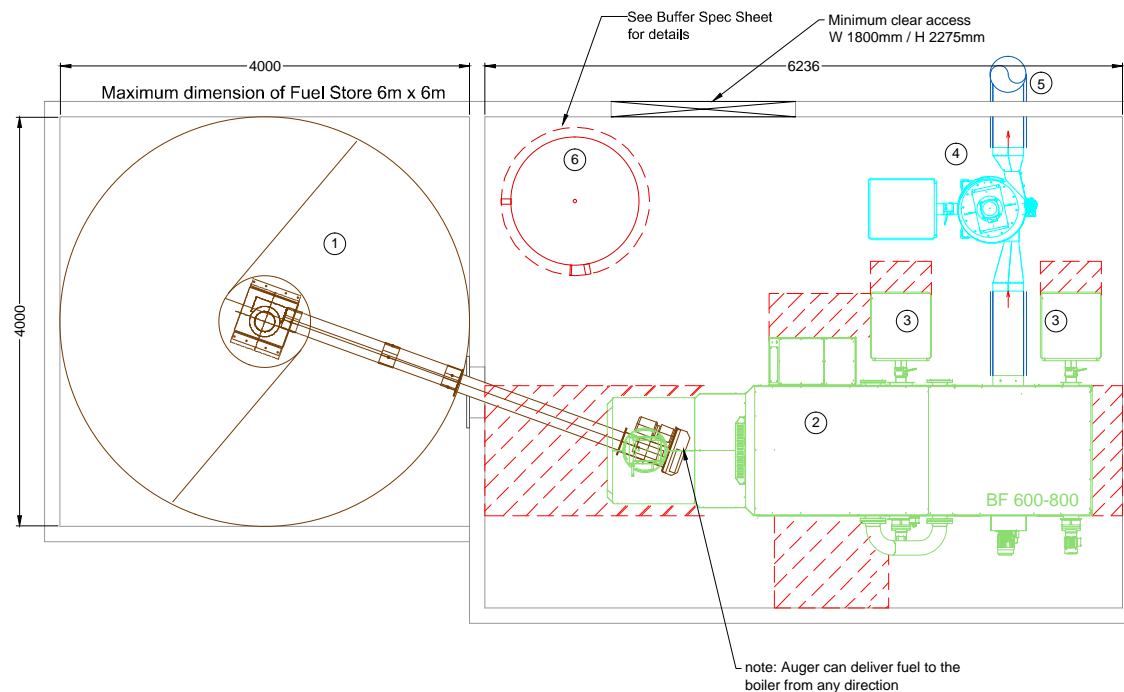
nts

Designed by

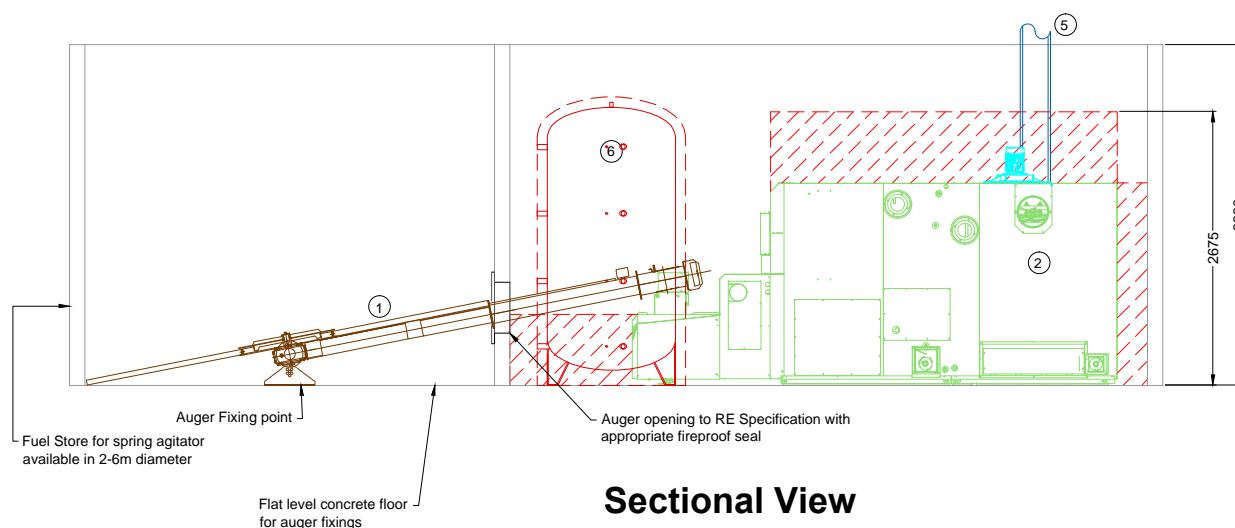
PM

Date

13.03.12



Plan View



Sectional View

Bill of materials:

- ① Spring agitator fuel feeding system
- ② Herz BioFire wood chip/pellet boiler
- ③ Removable ash bins
- ④ ID fan/Cyclone grit arrester
- ⑤ Chimney riser
- ⑥ Buffer tank

Supporting documentation:

- RE Flue design guide
- RE buffer tank specification sheet
- RE buffer tank control description and sizing guide
- Boiler data sheets
- Cyclone grit arrester data sheet
- Wiring diagrams
- RE Hydraulic schematics
- RE design details
- RE Chip fuel store design guide
- RE Pellet hopper design guide

Plinths are not required for the boilers or cyclone, provided there is adequate protection against flooding

Rural Energy provides this drawing for the purposes of locating the heating system and ancillary equipment, but takes no responsibility for the design of the fuel store or the plant room in any respect

Clearance for maintenance

Drawing Name

EXAMPLE LAYOUT
Biomass Boiler.
Chips & Pellets Above Grd bunker Intergrated fuel store

Boilers

Herz BioFire 600kW-8000kW

Drawing Number

RE_032-600-800.V1

Scale @ A1

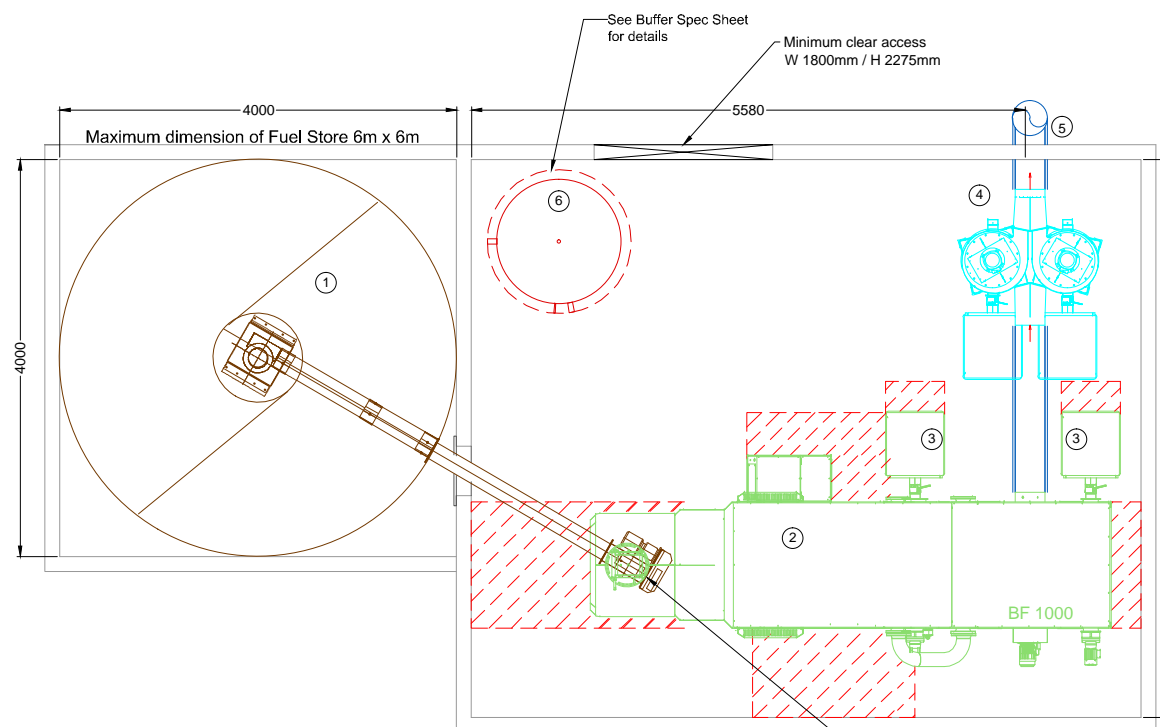
nts

Designed by

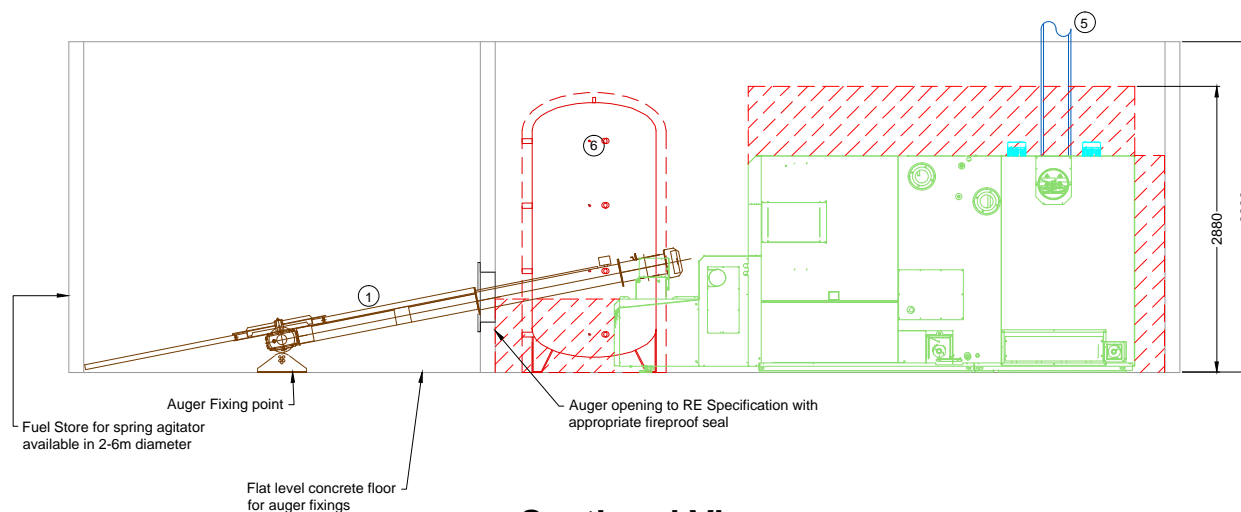
PM

Date

14.03.2012



Plan View



Sectional View

Bill of materials:

- ① Spring agitator fuel feeding system
- ② Herz BioFire wood chip/pellet boiler
- ③ Removable ash bins
- ④ ID fan/Cyclone grit arrestor
- ⑤ Chimney riser
- ⑥ Buffer tank

Supporting documentation:

- RE Flue design guide
- RE buffer tank specification sheet
- RE buffer tank control description and sizing guide
- Boiler data sheets
- Cyclone grit arrestor data sheet
- Wiring diagrams
- RE Hydraulic schematics
- RE design details
- RE Chip fuel store design guide
- RE Pellet hopper design guide

Plinths are not required for the boilers or cyclone, provided there is adequate protection against flooding

Rural Energy provides this drawing for the purposes of locating the heating system and ancillary equipment, but takes no responsibility for the design of the fuel store or the plant room in any respect

Clearance for maintenance

Drawing Name

EXAMPLE LAYOUT
Biomass Boiler.
Chips & Pellets Above Grd bunker Intergrated fuel store

Boilers

Herz BioFire 1000kW

Drawing Number

RE_032-1000.V1

Scale @ A1

nts

Designed by

PM

Date

15.03.2012